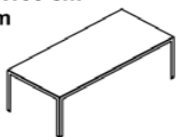


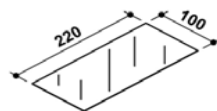
2 PNT 86304  
**PIANO LEGNO 220x100 cm**  
**+ STRUTTURA LACCATA**  
**per TAVOLO 220x100 cm**

CONTENUTO COLLI :

N. 1 PIANO LEGNO 220x100 cm  
 N. 2 TRAVERSINI 100 cm  
 N. 2 PONTI 100 h 73 cm  
 N. 2 PONTI 220 h 73 cm



2 PNT 86106  
**1 PIANO CRISTALLO**  
**LACC. LUCIDO 220x100 cm**



2 PNT 86206  
**STRUTTURA LACCATA**  
**per TAV. a "L" 220x100 cm**

CONTENUTO COLLI :

N. 1 PONTE 100 h 73 cm  
 N. 2 ELLE 220 h 73 cm DX / SX  
 N. 2 TRAVERSINI 100 cm  
 N. 1 FASCIA 100 cm



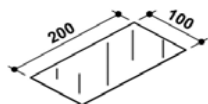
2 PNT 86207  
**STRUTTURA LACCATA**  
**per TAVOLO 200x100 cm**

CONTENUTO COLLI :

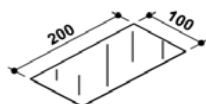
N. 2 PONTI 100 h 73 cm  
 N. 2 PONTI 200 h 73 cm  
 N. 2 TRAVERSINI 100 cm



2 PNT 86120  
**1 PIANO CRISTALLO**  
**LACC. LUCIDO 200x100 cm**



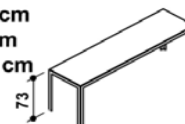
2 PNT 86169  
**1 PIANO CRIST. ACIDATO**  
**LACCATO 200x100 cm**



2 PNT 86308  
**PIANO LEGNO 220x60 cm**  
**+ STRUTTURA LACCATA**  
**per CONSOLE 220x60 cm**

CONTENUTO COLLI :

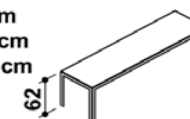
N. 1 PIANO LEGNO 220x60 cm  
 N. 2 PONTI 220 h 73 cm  
 N. 2 PONTI 60 h 73 cm  
 N. 2 TRAVERSINI 60 cm



2 PNT 86312  
**PIANO LEGNO 220x60 cm**  
**+ STRUTTURA LACCATA**  
**per CONSOLE 220x60 h 62**

CONTENUTO COLLI :

N. 1 PIANO LEGNO 220x60 cm  
 N. 2 PONTI 60 h 62 cm  
 N. 2 PONTI 220 h 62 cm  
 N. 2 TRAVERSINI 60 cm



2 PNT 86366  
**PIANO LEGNO 100x60 cm**  
**+ STRUTTURA LACCATA**  
**per CONSOLE a "L" 100x60**

CONTENUTO COLLI :

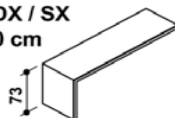
N. 1 PIANO LEGNO 100x60 cm  
 N. 2 ELLE 100 h 73 cm DX / SX  
 N. 1 PONTE 60 h 73 cm  
 N. 1 FASCIA 60 cm  
 N. 2 TRAVERSINI 60 cm



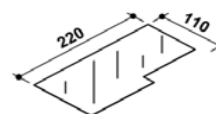
2 PNT 86342  
**PIANO LEGNO 200x60 cm**  
**+ STRUTT. CROMATA**  
**per CONSOLE a "L" 200x60**  
**+ 1 SUPP. LEGNO p.60 h 73**

CONTENUTO COLLI :

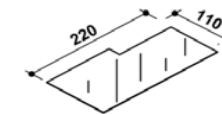
N. 2 ELLE 200 h 73 cm DX / SX  
 N. 1 SUPP. LEGNO p. 60 cm  
 N. 2 TRAVERSINI 60 cm  
 N. 1 FASCIA 60 cm



2 PNT 86104  
**1 QUARTO DI PIANO DX**  
**CRISTALLO LACCATO**  
**LUCIDO 220x110 cm**  
**per TAV. RIUN. 440x220 cm**



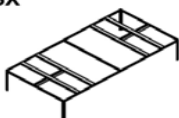
2 PNT 86105  
**1 QUARTO DI PIANO SX**  
**CRISTALLO LACCATO**  
**LUCIDO 220x110 cm**  
**per TAV. RIUN. 440x220 cm**



2 PNT 86252  
**STRUTTURA LACCATA**  
**per TAV. RIUN. 440x220 cm**

CONTENUTO COLLI :

N. 2 ELLE 220 h 73 cm DX  
 N. 2 ELLE 220 h 73 cm SX  
 N. 2 PONTI 220 h 73 cm  
 N. 2 FASCE 220 cm  
 N. 4 TRAVERSINI 60 cm



N.B. : 4 TRAVI - 1 COLLO A PARTE

2 PNT 85718  
**CASSETTIERA SOSPESA**  
**L42 cm con 2 cassetti**  
**+ 1 CONF. FERR. P26**

N.B. ELEMENTO + RIVESTIMENTO  
 MONTATO



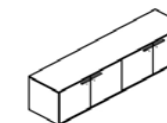
2 PNT 85128  
**MOB. di SERV. FISSO h 62**  
**2 ELEMENTI :**  
**3 cassetti - 1 vano PC DX**

N.B. ELEMENTI + RIVESTIMENTO  
 MONTATO

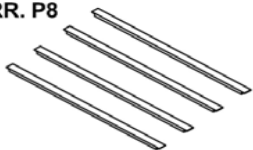


2 PNT 85165  
**MOB. di SERV. FISSO h 62**  
**4 ELEMENTI :**  
**2 ante SX - 2 ante DX**

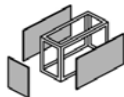
N.B. ELEMENTI + RIVESTIMENTO  
 MONTATO



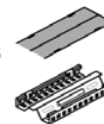
2 PNT 86515  
**TRAVI 220 cm**  
 per TAV. RIUN. 440x220  
 + 1 CONF. FERR. P8  
 N. 4 TRAVI 220 cm  
 N. 1 CONF. FERR. P8



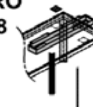
2 PNT 86530  
**BOX ELETRIFICATO  
 TERMINALE**  
 N. 1 BOX ELETRIFICATO TERMINALE



2 PNT 86524  
**VASCHETTA DOPPIA**  
 per TAVOLI CANALIZZATI  
 + 2 SPORTELLI  
 + 1 CONF. FERR. P8  
 N. 1 VASCHETTA DOPPIA  
 + 2 SPORTELLI  
 N. 1 CONF. FERRAMENTA P8



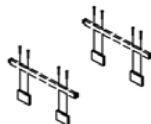
2 PNT 81991  
**KIT DISTANZIALE**  
 per CONSOLE SUPP. MET.  
 + 1 CONF. FERR. P18  
 N. 1 DISTANZIALE PORTANTE  
 N. 1 CARTER h 54 cm x supp. met.  
 N. 1 PASSACAPO 220x70 NERO  
 N. 1 CONF. FERRAMENTA P18



2 PNT 85992  
**KIT AGGANCI**  
 per CONSOLE P.60 cm  
 N. 1 TRAVERSINO P.60 cm  
 N. 4 VITI M6x15 TP C/SMUSSO



2 PNT 85993  
**KIT per CONSOLE a "L"**  
 + 1 CONF. FERR. P19  
 N. 2 TRAVERSINI P.60 cm  
 N. 1 CONF. FERRAMENTA P19



2 PNT 86901  
**COLLO FERRAMENTA :**  
 2 P1, 1 P2, 1 P4, 2 P6, 1 P20,  
 1 foglio istruz. di mont.



2 PNT 86902  
**COLLO FERRAMENTA :**  
 2 P1, 1 P2, 1 P4, 2 P7,  
 1 foglio istruz. di mont.



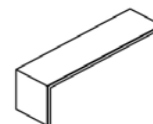
2 PNT 86903  
**COLLO FERRAMENTA :**  
 1 P1, 1 P3, 1 P4, 2 P6, 1 P20,  
 1 foglio istruz. di mont.



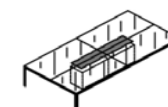
2 PNT 86904  
**COLLO FERRAMENTA :**  
 1 P1, 1 P3, 1 P4, 2 P7,  
 1 foglio istruz. di mont.



2 PNT 86912  
**COLLO FERRAMENTA :**  
 1 P1, 1 P4, 2 P6, 1 P22,  
 1 foglio istruz. di mont.



2 PNT 86929  
**COLLO FERRAMENTA :**  
 2 P1, 2 P3, 2 P4, 10 P7,  
 2 P21, 2 P8, 1 foglio istruz.  
 di mont.



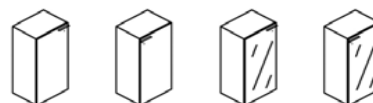
2 PNT 86606  
**ANTA DX LEGNO**  
 + 1 SCHIENALE h 120 L 60



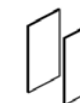
2 PNT 86803  
**COPERCHIO 60 cm**  
 + BASAMENTO 60 cm  
 + 2 RIPIANI 60 cm  
 + 2 FIANCHI h 120 cm



2 PNT 86952  
**1 COLLO FERRAMENTA:**  
 1 P9, 2 P10, 1 P12, 1 P13,  
 2 P14, 1 23 , 1 foglio istruz.  
 di montaggio



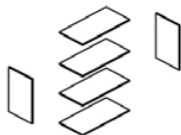
2 PNT 86605  
**ANTA SX LEGNO**  
 + 1 SCHIENALE h 120 L 60



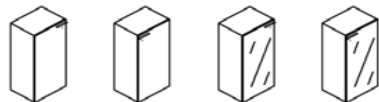
2 PNT 86803  
**COPERCHIO 60 cm**  
**+ BASAMENTO 60 cm**  
**+ 2 RIPIANI 60 cm**  
**+ 2 FIANCHI h 120 cm**



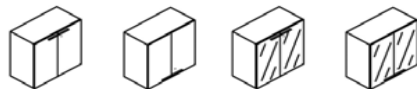
2 PNT 86804  
**1 COPERCHIO 90 cm**  
**+ 1 BASAMENTO 90 cm**  
**+ 2 RIPIANI 90 cm**  
**+ 2 FIANCHI h 120 cm**



2 PNT 86952  
**1 COLLO FERRAMENTA:**  
**1 P9, 2 P10, 1 P12, 1 P13,**  
**2 P14, 1 P23, 1 foglio istruz.**  
**di montaggio**



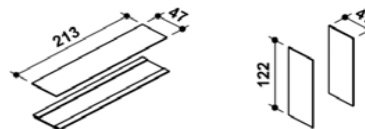
2 PNT 86953  
**1 COLLO FERRAMENTA:**  
**2 P9, 2 P10, 2 P12, 1 P13,**  
**2 P14, 1 P15, 1 P23,**  
**1 foglio istruz. di mont.**



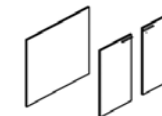
2 PNT 84033  
**ELEMENTO COMPONENTE**  
**per MOBILI LIBRERIA**  
**L 90 h 40 cm**  
**ANTA A RIBALTA BASSO**  
**finitura legno**



2 PNT 86857  
**1 TOP L 213 cm**  
**+ 1 ZOCCOLO L 213 cm**  
**+ 1 COPPIA DI FIANCHI**  
**h 120 cm**



2 PNT 86607  
**2 ANTE MANIGLIA ALTA**  
**LEGNO h 120 L90 cm**  
**+ 1 SCHIENALE h 120 L90**  
**SERRATURA ANTA DX**



2 PNT 86972  
**1 COLLO FERRAMENTA :**  
**2 P16, 4 P24, 1 foglio**  
**istruzioni di montaggio**

